

---

# ***Potter Pond***

---

## *Sections:*

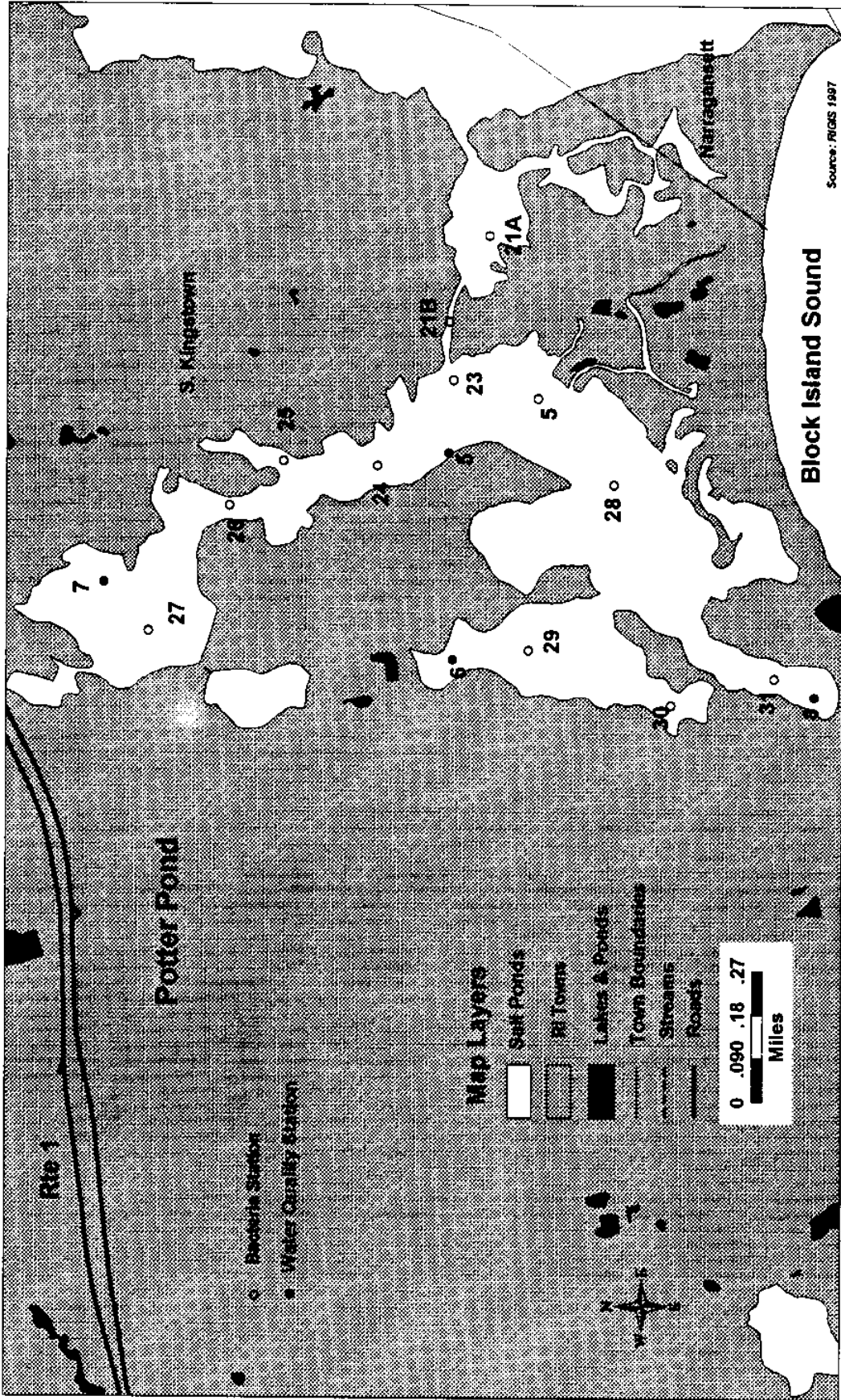
**Pond Map**

**Bacteria**

**Water Quality**

# ***Potter Pond***

## **Pond Map**

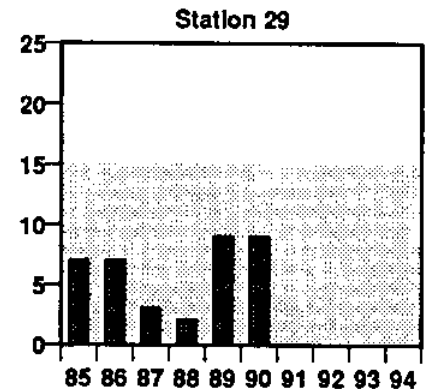
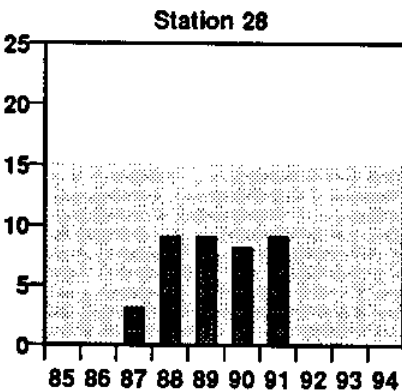
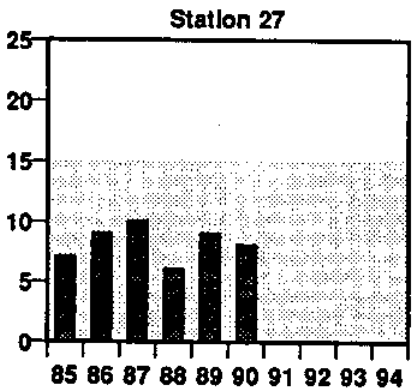
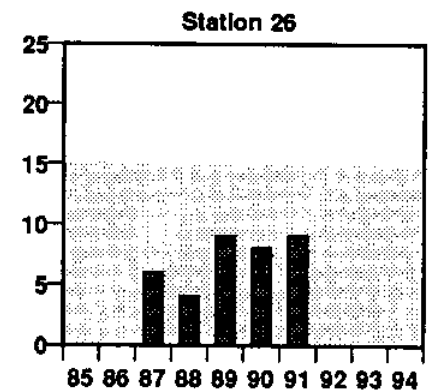
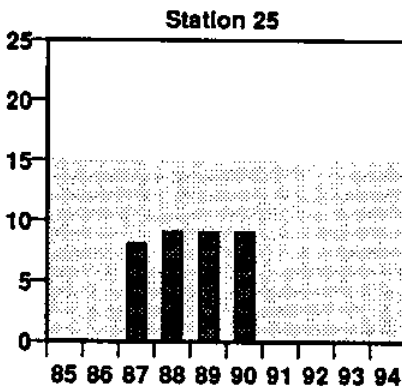
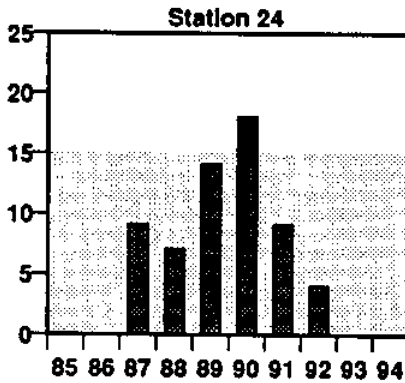
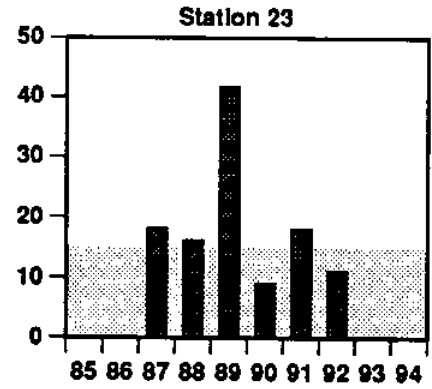
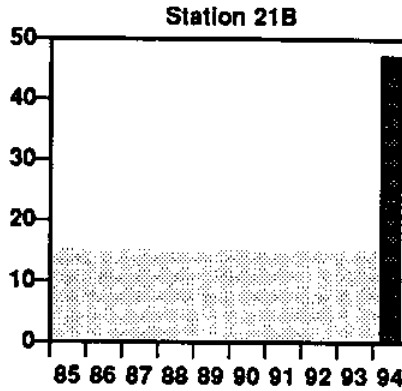
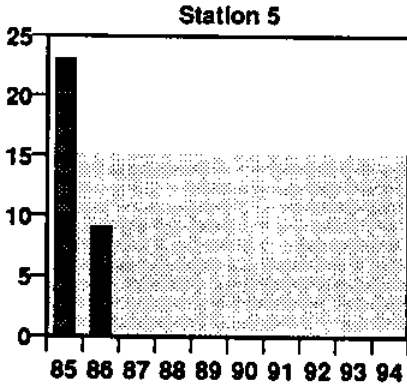


# ***Potter Pond***

## **Bacteria**

# Potter Pond

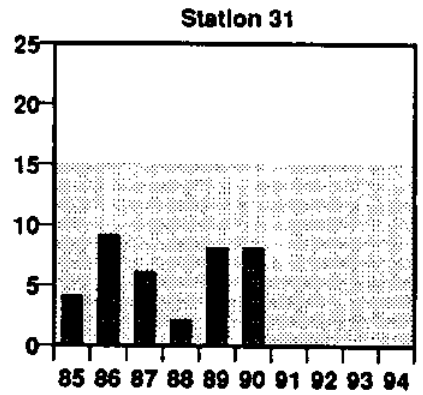
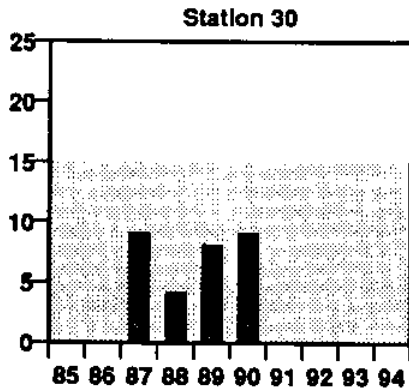
Median Fecal  
Colliform Bacteria  
(MPN/100ml)



Grey area indicates safe for shellfish consumption. No data indicates the station was not sampled. Bacteria values are median MPN/100 ml for May — November samples only.

# Potter Pond

Median Fecal  
Coliform Bacteria  
(MPN/100ml)



Grey area indicates safe for shellfish consumption. No data indicates the station was not sampled. Bacteria values are median MPN/100 ml for May — November samples only.

POTTER POND BACTERIA DATA 1985-1994

OLDST	NEWST	DATE	FECAL (MPN)	TOTAL (MPN)	WATERFOWL DISTANCE, FT (NUMBER)
5	5	2-Jun-86	3	.	.
5	5	16-Jun-86	43	.	.
5	5	30-Jun-86	3	.	.
5	5	14-Jul-86	150	.	.
5	5	28-Jul-86	7	.	.
5	5	12-Aug-86	15	.	.
5	5	25-Aug-86	3	.	.
5	5	8-Sep-86	240	.	.
5	5	22-Sep-86	9	.	.
5	5	6-Oct-86	23	.	.
5	5	20-Oct-86	4	.	.
21B	21B	1-Jun-94	.	.	.
21B	21B	15-Jun-94	170	.	.
21B	21B	29-Jun-94	11	.	.
21B	21B	13-Jul-94	13	.	.
21B	21B	27-Jul-94	140	.	.
21B	21B	10-Aug-94	13	.	.
21B	21B	24-Aug-94	.	.	.
21B	21B	21-Sep-94	80	.	.
23	23	11-May-87	3	.	.
23	23	8-Jun-87	15	.	.
23	23	29-Jun-87	4	.	.
23	23	13-Jul-87	21	.	.
23	23	27-Jul-87	75	.	.
23	23	24-Aug-87	75	.	.
23	23	21-Sep-87	23	.	.
23	23	19-Oct-87	3	.	.
23	23	16-May-88	4	9	.
23	23	13-Jun-88	3	7	.
23	23	27-Jun-88	23	23	.
23	23	11-Jul-88	43	75	.
23	23	25-Jul-88	23	2400	.
23	23	10-Aug-88	43	75	.
23	23	22-Aug-88	9	23	.
23	23	19-Sep-88	23	23	.
23	23	3-Oct-88	43	43	.
23	23	17-Oct-88	4	4	.
23	23	31-Oct-88	<3	4	.
23	23	14-Nov-88	<3	43	.
23	23	7-Jun-89	88	.	50(1)
23	23	21-Jun-89	18	.	50(12)
23	23	19-Jul-89	179	.	50(4)

POTTER POND BACTERIA DATA 1985-1994

OLDST	NEWST	DATE	FECAL (MPN)	TOTAL (MPN)	WATERFOWL DISTANCE, FT (NUMBER)
23	23	2-Aug-89	70	.	50(7)
23	23	9-Aug-89	9	.	50(15)
23	23	30-Aug-89	54	.	(0)
23	23	12-Sep-89	9	.	(0)
23	23	27-Sep-89	69	.	(0)
23	23	25-Oct-89	29	.	(0)
23	23	8-Nov-89	29	.	50(37)
23	23	23-May-90	<9	.	(0)
23	23	6-Jun-90	9	.	(0)
23	23	20-Jun-90	<9	.	(0)
23	23	11-Jul-90	9	.	(0)
23	23	1-Aug-90	54	.	(0)
23	23	15-Aug-90	9	.	(0)
23	23	29-Aug-90	110	.	(0)
23	23	12-Sep-90	<9	.	50(10)
23	23	26-Sep-90	9	.	(0)
23	23	10-Oct-90	9	.	(0)
23	23	24-Oct-90	54	.	50(60)
23	23	13-Jun-91	18	.	(0)
23	23	27-Jun-91	<9	.	(0)
23	23	11-Jul-91	<9	.	(0)
23	23	25-Jul-91	69	.	(0)
23	23	8-Aug-91	29	.	(0)
23	23	4-Sep-91	18	.	(0)
23	23	15-Sep-91	29	.	(0)
23	23	2-Oct-91	<9	.	(0)
23	23	10-Jun-92	11	.	.
23	23	8-Jul-92	14	.	.
23	23	19-Aug-92	50	.	.
23	23	30-Sep-92	4	.	.
23	23	28-Oct-92	11	.	.
24	24	11-May-87	4	.	.
24	24	8-Jun-87	3	.	.
24	24	29-Jun-87	3	.	.
24	24	13-Jul-87	9	.	.
24	24	27-Jul-87	93	.	.
24	24	24-Aug-87	9	.	.
24	24	21-Sep-87	75	.	.
24	24	19-Oct-87	9	.	.
24	24	16-May-88	<3	<3	.
24	24	13-Jun-88	43	43	.
24	24	27-Jun-88	23	23	.
24	24	11-Jul-88	43	93	.



POTTER POND BACTERIA DATA 1985-1994

OLDST	NEWST	DATE	FECAL (MPN)	TOTAL (MPN)	WATERFOWL DISTANCE, FT (NUMBER)
24	24	25-Jul-88	93	430	.
24	24	10-Aug-88	21	240	.
24	24	22-Aug-88	4	9	.
24	24	19-Sep-88	9	9	.
24	24	3-Oct-88	<3	9	.
24	24	17-Oct-88	4	9	.
24	24	31-Oct-88	<3	<3	.
24	24	14-Nov-88	<3	9	.
24	24	7-Jun-89	9	.	50(3)
24	24	21-Jun-89	70	.	50(3)
24	24	19-Jul-89	<9	.	50(6)
24	24	2-Aug-89	9	.	50(2)
24	24	9-Aug-89	9	.	(0)
24	24	30-Aug-89	>248	.	(0)
24	24	12-Sep-89	41	.	(0)
24	24	27-Sep-89	179	.	(0)
24	24	25-Oct-89	18	.	(0)
24	24	8-Nov-89	<9	.	(0)
24	24	23-May-90	<9	.	(0)
24	24	6-Jun-90	23	.	(0)
24	24	20-Jun-90	69	.	(0)
24	24	11-Jul-90	18	.	50(9)
24	24	1-Aug-90	29	.	(0)
24	24	15-Aug-90	9	.	(0)
24	24	29-Aug-90	9	.	10(36)
24	24	12-Sep-90	29	.	50(20)
24	24	26-Sep-90	<9	.	(0)
24	24	10-Oct-90	<9	.	(0)
24	24	24-Oct-90	54	.	50(60)
24	24	13-Jun-91	9	.	(0)
24	24	27-Jun-91	9	.	(0)
24	24	11-Jul-91	9	.	(0)
24	24	10-Jun-92	23	.	.
24	24	8-Jul-92	4	.	.
24	24	19-Aug-92	23	.	.
24	24	30-Sep-92	2	.	.
24	24	28-Oct-92	4	.	.
25	25	11-May-87	3	.	.
25	25	8-Jun-87	43	.	.
25	25	29-Jun-87	7	.	.
25	25	13-Jul-87	23	.	.
25	25	27-Jul-87	9	.	.
25	25	24-Aug-87	4	.	.

POTTER POND BACTERIA DATA 1985-1994

OLDST	NEWST	DATE	FECAL (MPN)	TOTAL (MPN)	WATERFOWL DISTANCE, FT (NUMBER)
25	25	21-Sep-87	43	.	.
25	25	19-Oct-87	3	.	.
25	25	16-May-88	9	9	.
25	25	13-Jun-88	3	3	.
25	25	27-Jun-88	93	93	.
25	25	11-Jul-88	9	23	.
25	25	25-Jul-88	9	93	.
25	25	10-Aug-88	9	23	.
25	25	22-Aug-88	9	9	.
25	25	19-Sep-88	<3	23	.
25	25	3-Oct-88	93	93	.
25	25	17-Oct-88	9	23	.
25	25	31-Oct-88	<3	4	.
25	25	14-Nov-88	9	150	.
25	25	7-Jun-89	54	.	25(3)
25	25	21-Jun-89	9	.	25,50(2,11)
25	25	19-Jul-89	18	.	50(10)
25	25	2-Aug-89	<9	.	25(5)
25	25	9-Aug-89	9	.	(0)
25	25	30-Aug-89	88	.	(0)
25	25	12-Sep-89	9	.	(0)
25	25	27-Sep-89	110	.	50(33)
25	25	11-Oct-89	.	.	(0)
25	25	25-Oct-89	<9	.	(0)
25	25	8-Nov-89	<9	.	(0)
25	25	23-May-90	9	.	(0)
25	25	6-Jun-90	<9	.	(0)
25	25	20-Jun-90	69	.	(0)
25	25	11-Jul-90	29	.	(0)
25	25	1-Aug-90	69	.	(0)
25	25	15-Aug-90	<9	.	(0)
25	25	29-Aug-90	9	.	(0)
25	25	12-Sep-90	9	.	50(60)
25	25	26-Sep-90	<9	.	(0)
25	25	10-Oct-90	<9	.	(0)
25	25	24-Oct-90	88	.	50(60)
26	26	11-May-87	3	.	.
26	26	8-Jun-87	23	.	.
26	26	29-Jun-87	9	.	.
26	26	13-Jul-87	7	.	.
26	26	27-Jul-87	4	.	.
26	26	24-Aug-87	3	.	.
26	26	21-Sep-87	93	.	.

POTTER POND BACTERIA DATA 1985-1994

OLDST	NEWST	DATE	FECAL (MPN)	TOTAL (MPN)	WATERFOWL DISTANCE, FT (NUMBER)
26	26	19-Oct-87	3	.	.
26	26	16-May-88	4	4	.
26	26	13-Jun-88	<3	<3	.
26	26	27-Jun-88	43	150	.
26	26	11-Jul-88	93	93	.
26	26	25-Jul-88	21	93	.
26	26	10-Aug-88	4	23	.
26	26	22-Aug-88	4	15	.
26	26	19-Sep-88	4	4	.
26	26	3-Oct-88	15	15	.
26	26	17-Oct-88	<3	9	.
26	26	31-Oct-88	4	4	.
26	26	14-Nov-88	23	23	.
26	26	7-Jun-89	41	.	(0)
26	26	21-Jun-89	<9	.	(0)
26	26	19-Jul-89	9	.	(0)
26	26	2-Aug-89	9	.	25(3)
26	26	9-Aug-89	<9	.	(0)
26	26	30-Aug-89	70	.	(0)
26	26	12-Sep-89	18	.	(0)
26	26	27-Sep-89	110	.	(0)
26	26	25-Oct-89	18	.	(0)
26	26	8-Nov-89	<9	.	50(3)
26	26	23-May-90	<9	.	(0)
26	26	6-Jun-90	9	.	50(1)
26	26	20-Jun-90	29	.	50(1)
26	26	11-Jul-90	<9	.	25(9)
26	26	1-Aug-90	69	.	(0)
26	26	15-Aug-90	<9	.	(0)
26	26	29-Aug-90	18	.	(0)
26	26	12-Sep-90	<9	.	(0)
26	26	26-Sep-90	<9	.	(0)
26	26	10-Oct-90	<9	.	(0)
26	26	24-Oct-90	139	.	50(60)
26	26	13-Jun-91	29	.	(0)
26	26	27-Jun-91	<9	.	(0)
26	26	11-Jul-91	9	.	(0)
26	26	25-Jul-91	179	.	(0)
26	26	8-Aug-91	9	.	(0)
26	26	4-Sep-91	<9	.	(0)
26	26	15-Sep-91	<9	.	(0)
26	26	2-Oct-91	<9	.	(0)
4	27	22-Jul-85	75	.	.

POTTER POND BACTERIA DATA 1985-1994

OLDST	NEWST	DATE	FECAL (MPN)	TOTAL (MPN)	WATERFOWL DISTANCE, FT (NUMBER)
4	27	5-Aug-85	3	.	.
4	27	19-Aug-85	3	.	.
4	27	3-Sep-85	15	.	.
4	27	16-Sep-85	9	.	.
4	27	30-Sep-85	23	.	.
4	27	21-Oct-85	3	.	.
4	27	28-Oct-85	4	.	.
4	27	5-May-86	3	.	.
4	27	19-May-86	3	.	.
4	27	2-Jun-86	9	.	.
4	27	16-Jun-86	4	.	.
4	27	30-Jun-86	43	.	.
4	27	14-Jul-86	23	.	.
4	27	28-Jul-86	15	.	.
4	27	12-Aug-86	9	.	.
4	27	25-Aug-86	3	.	.
4	27	8-Sep-86	15	.	.
4	27	22-Sep-86	43	.	.
4	27	6-Oct-86	23	.	.
4	27	20-Oct-86	4	.	.
27	27	11-May-87	3	.	.
27	27	8-Jun-87	23	.	.
27	27	29-Jun-87	15	.	.
27	27	13-Jul-87	93	.	.
27	27	27-Jul-87	4	.	.
27	27	24-Aug-87	3	.	.
27	27	21-Sep-87	23	.	.
27	27	19-Oct-87	4	.	.
27	27	16-May-88	<3	<3	.
27	27	13-Jun-88	9	15	.
27	27	27-Jun-88	15	93	.
27	27	11-Jul-88	9	23	.
27	27	25-Jul-88	43	150	.
27	27	10-Aug-88	15	43	.
27	27	22-Aug-88	<3	4	.
27	27	19-Sep-88	<3	4	.
27	27	3-Oct-88	<3	<3	.
27	27	17-Oct-88	<3	20	.
27	27	31-Oct-88	<3	4	.
27	27	14-Nov-88	9	43	.
27	27	7-Jun-89	9	.	(O)
27	27	21-Jun-89	9	.	50(1)
27	27	19-Jul-89	<9	.	(O)
27	27	2-Aug-89	<9	.	(O)

POTTER POND BACTERIA DATA 1985-1994

OLDST	NEWST	DATE	FECAL (MPN)	TOTAL (MPN)	WATERFOWL DISTANCE, FT (NUMBER)
27	27	9-Aug-89	9	.	(0)
27	27	30-Aug-89	88	.	(0)
27	27	12-Sep-89	<9	.	(0)
27	27	27-Sep-89	54	.	(0)
27	27	25-Oct-89	<9	.	(0)
27	27	8-Nov-89	<9	.	50(200)
27	27	23-May-90	9	.	(0)
27	27	6-Jun-90	<9	.	(0)
27	27	20-Jun-90	41	.	(0)
27	27	11-Jul-90	<9	.	(0)
27	27	1-Aug-90	29	.	(0)
27	27	15-Aug-90	<9	.	25(2)
27	27	29-Aug-90	<9	.	(0)
27	27	12-Sep-90	<9	.	(0)
27	27	26-Sep-90	<9	.	(0)
27	27	10-Oct-90	<9	.	(0)
27	27	24-Oct-90	70	.	50(60)
28	28	11-May-87	3	.	.
28	28	8-Jun-87	3	.	.
28	28	29-Jun-87	3	.	.
28	28	13-Jul-87	3	.	.
28	28	27-Jul-87	43	.	.
28	28	24-Aug-87	4	.	.
28	28	21-Sep-87	9	.	.
28	28	19-Oct-87	3	.	.
28	28	16-May-88	4	4	.
28	28	13-Jun-88	23	23	.
28	28	27-Jun-88	23	43	.
28	28	11-Jul-88	43	460	.
28	28	25-Jul-88	240	240	.
28	28	10-Aug-88	23	43	.
28	28	22-Aug-88	9	23	.
28	28	19-Sep-88	9	43	.
28	28	3-Oct-88	<3	<3	.
28	28	17-Oct-88	<3	<3	.
28	28	31-Oct-88	4	4	.
28	28	14-Nov-88	4	15	.
28	28	7-Jun-89	9	.	50(1)
28	28	21-Jun-89	<9	.	(0)
28	28	19-Jul-89	<9	.	(0)
28	28	2-Aug-89	<9	.	(0)
28	28	9-Aug-89	<9	.	50(7)
28	28	30-Aug-89	29	.	(0)

POTTER POND BACTERIA DATA 1985-1994

OLDST	NEWST	DATE	FECAL (MPN)	TOTAL (MPN)	WATERFOWL DISTANCE, FT (NUMBER)
28	28	12-Sep-89	9	.	(0)
28	28	27-Sep-89	88	.	(0)
28	28	25-Oct-89	9	.	(0)
28	28	8-Nov-89	9	.	50(42)
28	28	23-May-90	<9	.	(0)
28	28	6-Jun-90	<9	.	(0)
28	28	20-Jun-90	29	.	(0)
28	28	11-Jul-90	<9	.	50(7)
28	28	18-Jul-90	.	.	(0)
28	28	1-Aug-90	9	.	(0)
28	28	15-Aug-90	<9	.	(0)
28	28	29-Aug-90	<9	.	(0)
28	28	12-Sep-90	<9	.	50(24)
28	28	26-Sep-90	41	.	(0)
28	28	10-Oct-90	18	.	(0)
28	28	24-Oct-90	29	.	50(60)
28	28	13-Jun-91	54	.	(0)
28	28	11-Jul-91	<9	.	(0)
28	28	25-Jul-91	18	.	(0)
28	28	8-Aug-91	9	.	(0)
28	28	4-Sep-91	<9	.	(0)
28	28	15-Sep-91	9	.	(0)
28	28	2-Oct-91	<9	.	(0)
6	29	22-Jul-85	43	.	.
6	29	5-Aug-85	3	.	.
6	29	19-Aug-85	4	.	.
6	29	3-Sep-85	9	.	.
6	29	16-Sep-85	4	.	.
6	29	30-Sep-85	9	.	.
6	29	21-Oct-85	4	.	.
6	29	28-Oct-85	9	.	.
6	29	5-May-86	3	.	.
6	29	19-May-86	7	.	.
6	29	2-Jun-86	43	.	.
6	29	16-Jun-86	3	.	.
6	29	30-Jun-86	4	.	.
6	29	14-Jul-86	150	.	.
6	29	28-Jul-86	9	.	.
6	29	12-Aug-86	7	.	.
6	29	25-Aug-86	3	.	.
6	29	8-Sep-86	43	.	.
6	29	22-Sep-86	4	.	.
6	29	6-Oct-86	93	.	.

POTTER POND BACTERIA DATA 1985-1994

OLDST	NEWST	DATE	FECAL (MPN)	TOTAL (MPN)	WATERFOWL DISTANCE, FT (NUMBER)
6	29	20-Oct-86	4	.	.
29	29	11-May-87	3	.	.
29	29	8-Jun-87	4	.	.
29	29	29-Jun-87	3	.	.
29	29	13-Jul-87	23	.	.
29	29	27-Jul-87	43	.	.
29	29	24-Aug-87	3	.	.
29	29	21-Sep-87	3	.	.
29	29	19-Oct-87	3	.	.
29	29	16-May-88	7	7	.
29	29	13-Jun-88	<3	<3	.
29	29	27-Jun-88	43	43	.
29	29	11-Jul-88	<3	4	.
29	29	25-Jul-88	<3	23	.
29	29	10-Aug-88	<3	9	.
29	29	22-Aug-88	<3	<3	.
29	29	19-Sep-88	3	3	.
29	29	3-Oct-88	4	9	.
29	29	17-Oct-88	4	4	.
29	29	31-Oct-88	<3	<3	.
29	29	14-Nov-88	<3	<3	.
29	29	7-Jun-89	29	.	50(1)
29	29	21-Jun-89	9	.	(O)
29	29	19-Jul-89	9	.	(O)
29	29	2-Aug-89	9	.	(O)
29	29	9-Aug-89	<9	.	(O)
29	29	30-Aug-89	54	.	(O)
29	29	12-Sep-89	<9	.	(O)
29	29	27-Sep-89	18	.	(O)
29	29	25-Oct-89	<9	.	(O)
29	29	8-Nov-89	9	.	50(20)
29	29	23-May-90	<9	.	(O)
29	29	6-Jun-90	<9	.	(O)
29	29	20-Jun-90	18	.	(O)
29	29	11-Jul-90	9	.	(O)
29	29	1-Aug-90	9	.	(O)
29	29	15-Aug-90	<9	.	(O)
29	29	29-Aug-90	9	.	(O)
29	29	12-Sep-90	18	.	(O)
29	29	26-Sep-90	9	.	(O)
29	29	10-Oct-90	<9	.	(O)
29	29	24-Oct-90	70	.	(O)
30	30	11-May-87	4	.	.

POTTER POND BACTERIA DATA 1985-1994

OLDST	NEWST	DATE	FECAL (MPN)	TOTAL (MPN)	WATERFOWL DISTANCE, FT (NUMBER)
30	30	8-Jun-87	43	.	.
30	30	29-Jun-87	3	.	.
30	30	13-Jul-87	39	.	.
30	30	27-Jul-87	14	.	.
30	30	24-Aug-87	3	.	.
30	30	21-Sep-87	240	.	.
30	30	19-Oct-87	4	.	.
30	30	16-May-88	9	9	.
30	30	13-Jun-88	4600	4600	.
30	30	27-Jun-88	4	75	.
30	30	11-Jul-88	23	23	.
30	30	25-Jul-88	93	>2400	.
30	30	10-Aug-88	43	43	.
30	30	22-Aug-88	<3	4	.
30	30	19-Sep-88	<3	15	.
30	30	3-Oct-88	4	9	.
30	30	17-Oct-88	4	43	.
30	30	31-Oct-88	<3	<3	.
30	30	14-Nov-88	<3	15	.
30	30	7-Jun-89	18	.	(0)
30	30	21-Jun-89	<9	.	(0)
30	30	19-Jul-89	<9	.	25(10)
30	30	2-Aug-89	<9	.	(0)
30	30	9-Aug-89	<9	.	(0)
30	30	30-Aug-89	29	.	(0)
30	30	12-Sep-89	<9	.	(0)
30	30	27-Sep-89	54	.	(0)
30	30	25-Oct-89	<9	.	(0)
30	30	8-Nov-89	<9	.	(0)
30	30	23-May-90	18	.	(0)
30	30	6-Jun-90	<9	.	(0)
30	30	20-Jun-90	41	.	(0)
30	30	11-Jul-90	<9	.	(0)
30	30	1-Aug-90	18	.	(0)
30	30	15-Aug-90	<9	.	(0)
30	30	29-Aug-90	29	.	(0)
30	30	12-Sep-90	<9	.	(0)
30	30	26-Sep-90	9	.	(0)
30	30	10-Oct-90	9	.	(0)
30	30	24-Oct-90	88	.	(0)
7	31	22-Jul-85	93	.	.
7	31	5-Aug-85	3	.	.
7	31	19-Aug-85	4	.	.



POTTER POND BACTERIA DATA 1985-1994

OLDST	NEWST	DATE	FECAL (MPN)	TOTAL (MPN)	WATERFOWL DISTANCE, FT (NUMBER)
7	31	3-Sep-85	3	.	.
7	31	16-Sep-85	3	.	.
7	31	30-Sep-85	15	.	.
7	31	21-Oct-85	15	.	.
7	31	28-Oct-85	3	.	.
7	31	5-May-86	4	.	.
7	31	19-May-86	23	.	.
7	31	16-Jun-86	9	.	.
7	31	16-Jun-86	4	.	.
7	31	30-Jun-86	4	.	.
7	31	14-Jul-86	93	.	.
7	31	28-Jul-86	9	.	.
7	31	12-Aug-86	9	.	.
7	31	25-Aug-86	9	.	.
7	31	8-Sep-86	15	.	.
7	31	22-Sep-86	240	.	.
7	31	6-Oct-86	240	.	.
7	31	20-Oct-86	23	.	.
31	31	11-May-87	9	.	.
31	31	8-Jun-87	3	.	.
31	31	29-Jun-87	460	.	.
31	31	13-Jul-87	15	.	.
31	31	27-Jul-87	3	.	.
31	31	24-Aug-87	3	.	.
31	31	21-Sep-87	93	.	.
31	31	19-Oct-87	3	.	.
31	31	16-May-88	<3	<3	.
31	31	13-Jun-88	<3	<3	.
31	31	27-Jun-88	43	43	.
31	31	11-Jul-88	<3	150	.
31	31	25-Jul-88	9	23	.
31	31	10-Aug-88	<3	4	.
31	31	22-Aug-88	<3	3	.
31	31	19-Sep-88	4	4	.
31	31	3-Oct-88	3	7	.
31	31	17-Oct-88	<3	<3	.
31	31	31-Oct-88	<3	4	.
31	31	14-Nov-88	4	4	.
31	31	7-Jun-89	<9	.	(0)
31	31	21-Jun-89	<9	.	25(3)
31	31	19-Jul-89	<9	.	25(5)
31	31	2-Aug-89	<9	.	(0)
31	31	9-Aug-89	<9	.	(0)
31	31	30-Aug-89	88	.	(0)

POTTER POND BACTERIA DATA 1985-1994

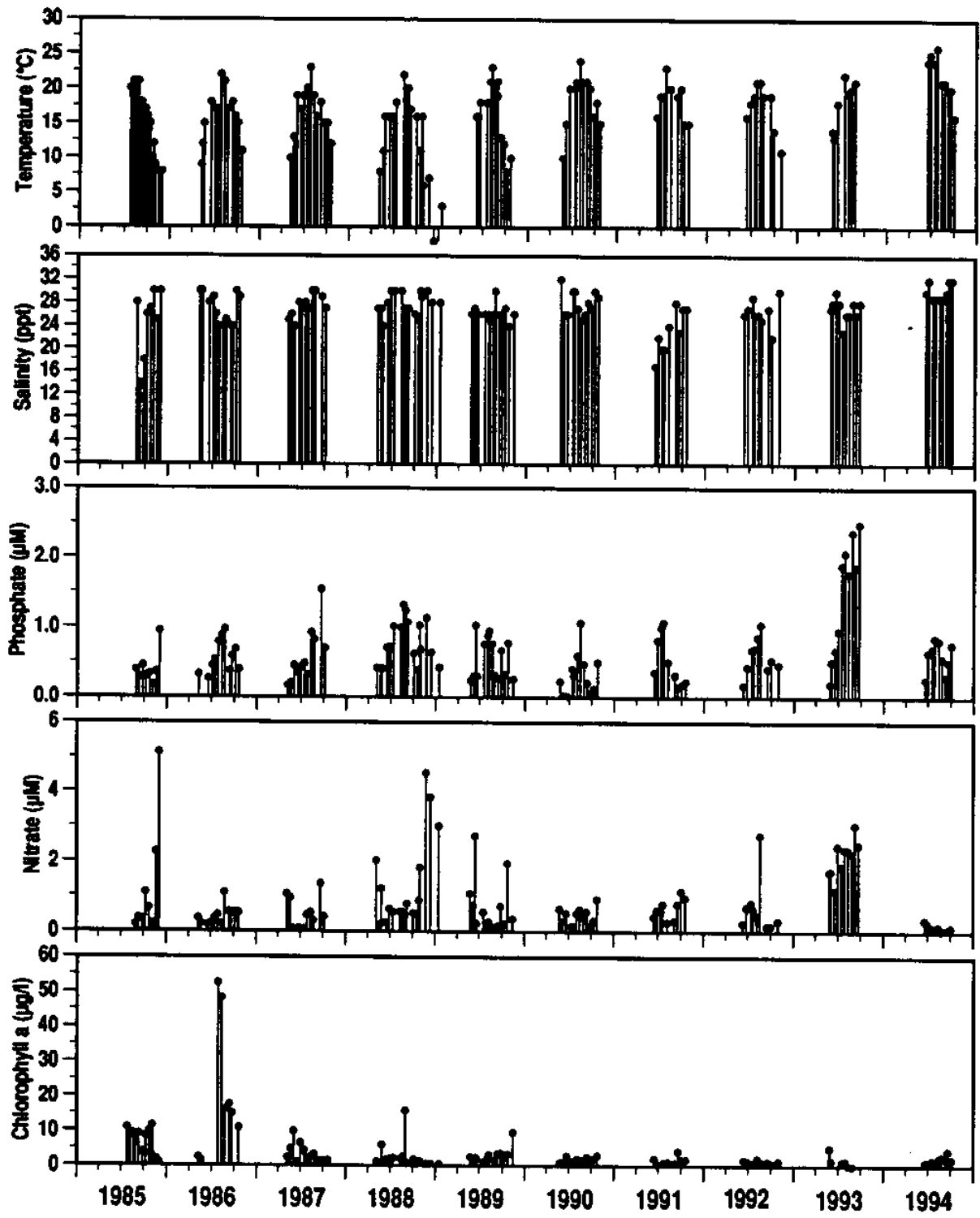
OLDST	NEWST	DATE	FECAL (MPN)	TOTAL (MPN)	WATERFOWL DISTANCE, FT (NUMBER)
31	31	12-Sep-89	9	.	(0)
31	31	27-Sep-89	18	.	(0)
31	31	25-Oct-89	<9	.	(0)
31	31	8-Nov-89	<9	.	50(14)
31	31	23-May-90	<9	.	(0)
31	31	6-Jun-90	<9	.	(0)
31	31	20-Jun-90	88	.	(0)
31	31	11-Jul-90	<9	.	(0)
31	31	1-Aug-90	<9	.	(0)
31	31	15-Aug-90	9	.	(0)
31	31	29-Aug-90	<9	.	(0)
31	31	12-Sep-90	18	.	(0)
31	31	26-Sep-90	<9	.	(0)
31	31	10-Oct-90	<9	.	(0)
31	31	24-Oct-90	18	.	(0)

# ***Potter Pond***

## **Water Quality**

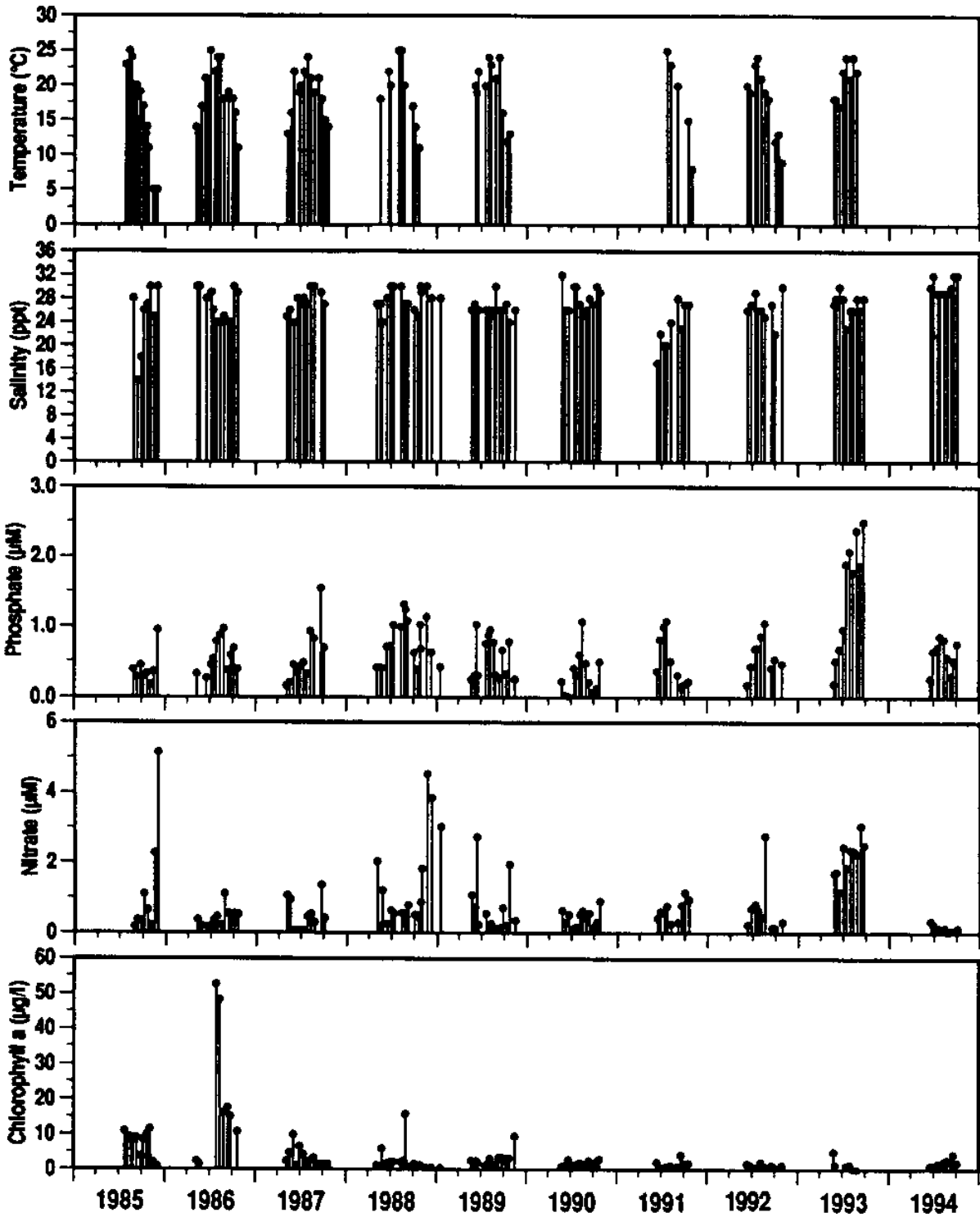
# Potter Pond

Station  
5



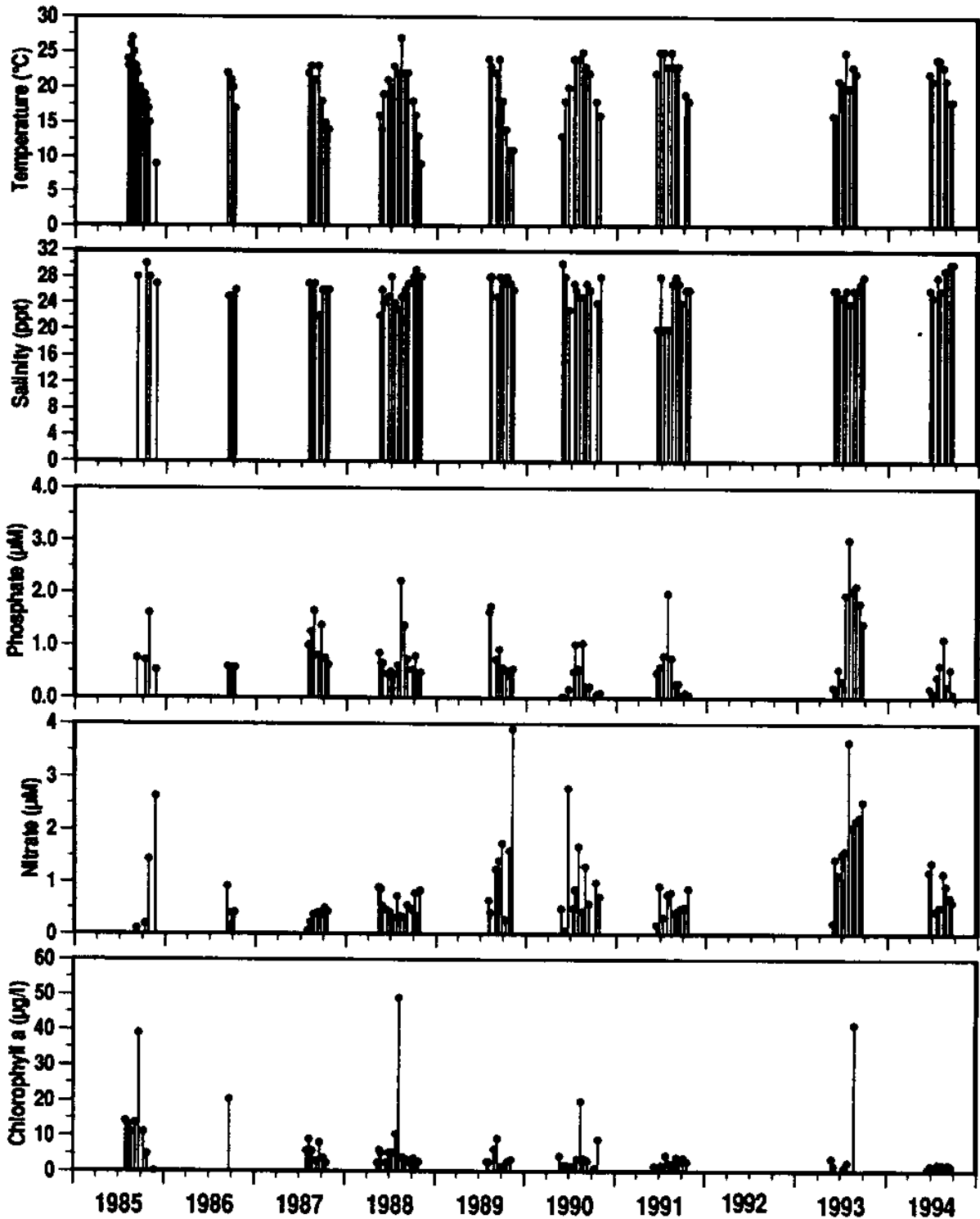
# Potter Pond

Station  
6



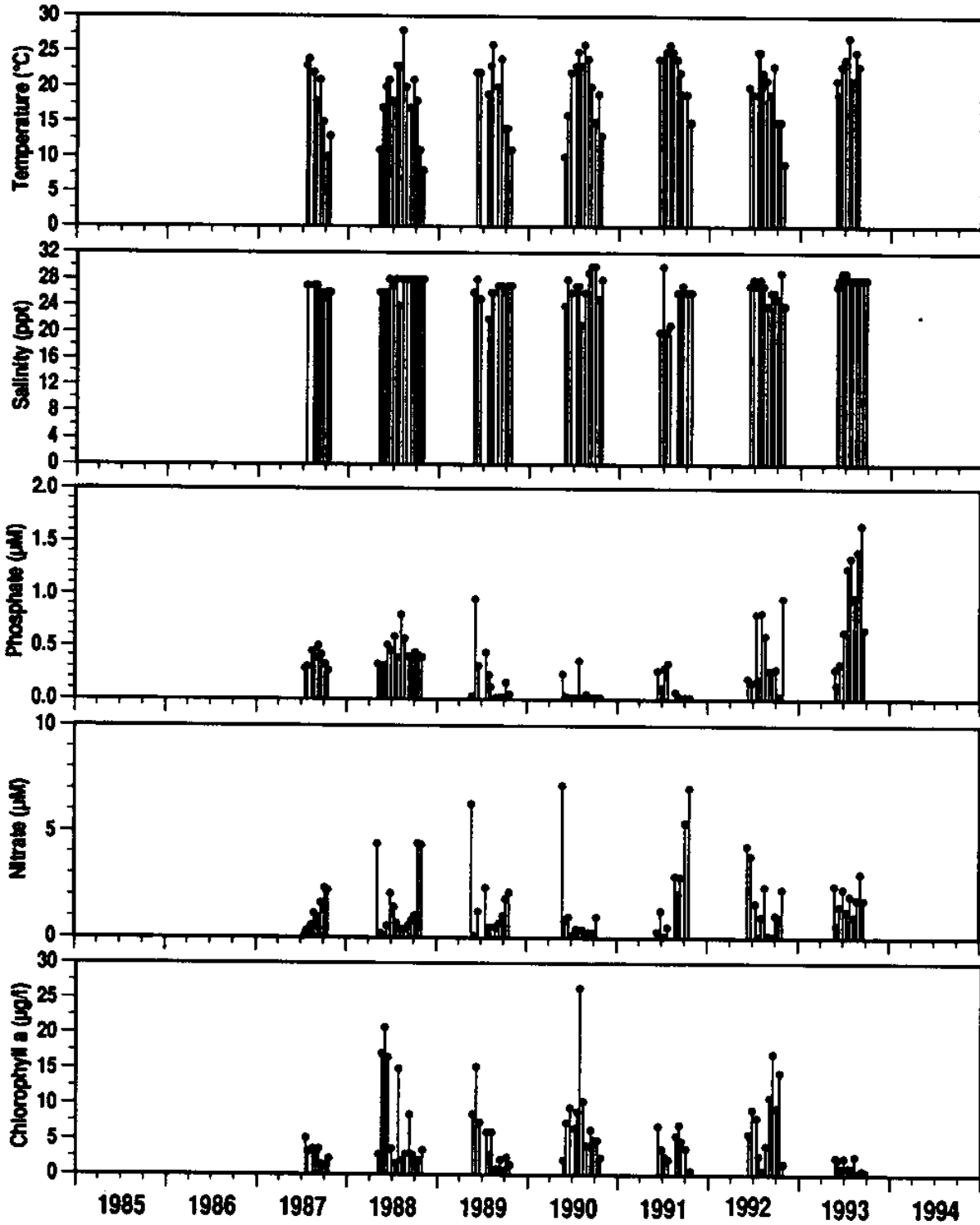
# Potter Pond

Station  
7



# Potter Pond

Station  
8



POTTER POND WATER CHEMISTRY DATA 1985-1994

SITE	STATION	DATE	TEMP (°C)	SALT (ppt)	N (μM/l)	P (μM/l)	CHLA (μg/l)	SECCHI (m)	DEPTH (m)
ON	5	24-Jul-85	20	.	.	.	10.90	.	.
ON	5	1-Aug-85	19	.	.	.	.	.	.
ON	5	6-Aug-85	21	.	.	.	9.38	.	.
ON	5	13-Aug-85	21	.	.	.	.	.	.
ON	5	20-Aug-85	21	.	.	.	9.19	.	.
ON	5	28-Aug-85	21	28	0.19	0.39	8.24	.	.
ON	5	3-Sep-85	17	.	.	.	.	.	.
ON	5	10-Sep-85	18	14	0.38	0.29	9.14	.	.
ON	5	18-Sep-85	17	.	.	.	.	.	.
ON	5	25-Sep-85	17	18	0.34	0.45	3.94	.	.
ON	5	3-Oct-85	16	.	.	.	.	.	.
ON	5	7-Oct-85	14	26	1.11	0.30	8.59	.	.
ON	5	14-Oct-85	15	.	.	.	.	.	.
ON	5	21-Oct-85	10	27	0.66	0.34	9.86	.	.
ON	5	28-Oct-85	12	.	.	.	3.42	.	.
ON	5	4-Nov-85	9	30	0.23	0.18	11.58	.	.
ON	5	18-Nov-85	8	25	2.27	0.37	2.01	.	.
ON	5	2-Dec-85	8	30	5.15	0.95	0.88	.	.
ON	5	9-May-86	9	30	0.37	0.33	2.40	.	.
ON	5	15-May-86	12	.	.	.	.	.	.
ON	5	21-May-86	15	30	0.22	.	1.56	.	.
ON	5	17-Jun-86	18	28	0.19	0.27	.	.	.
ON	5	5-Jul-86	17	29	0.22	0.46	.	.	.
ON	5	7-Jul-86	.	29	.	.	.	.	.
ON	5	14-Jul-86	17	26	0.36	0.54	.	.	.
ON	5	28-Jul-86	22	24	0.46	0.79	52.63	.	.
ON	5	12-Aug-86	21	24	0.23	0.88	48.28	.	.
ON	5	25-Aug-86	17	25	1.11	0.97	16.12	.	.
ON	5	12-Sep-86	18	24	0.55	0.38	17.67	.	.
ON	5	22-Sep-86	16	24	0.52	0.59	15.16	.	.
ON	5	6-Oct-86	15	30	0.54	0.69	.	.	.
ON	5	20-Oct-86	11	29	0.52	0.40	10.86	.	.
ON	5	7-May-87	10	25	1.06	0.17	2.37	0.7	0.7
ON	5	19-May-87	13	26	0.96	0.21	4.75	0.7	0.7
ON	5	2-Jun-87	19	24	0.07	0.46	9.91	0.7	0.7
ON	5	18-Jun-87	17	28	0.07	0.35	1.09	0.7	0.7
ON	5	29-Jun-87	19	27	0.07	0.43	6.54	0.7	0.7
ON	5	13-Jul-87	20	28	0.07	0.49	4.36	0.7	0.7
ON	5	27-Jul-87	23	27	0.46	0.33	2.02	0.7	0.7
ON	5	10-Aug-87	19	30	0.54	0.93	2.62	0.7	0.7
ON	5	24-Aug-87	16	30	0.32	0.83	3.33	0.7	0.7
ON	5	8-Sep-87	18	.	.	.	1.31	0.7	0.7
ON	5	21-Sep-87	15	29	1.36	1.55	1.31	0.7	0.7



POTTER POND WATER CHEMISTRY DATA 1985-1994

SITE	STATION	DATE	TEMP (°C)	SALT (ppt)	N (µM/l)	P (µM/l)	CHLA (µg/l)	SECCHI (m)	DEPTH (m)
ON	5	5-Oct-87	15	27	0.42	0.70	1.31	0.7	0.7
ON	5	19-Oct-87	12	.	.	.	1.54	0.7	0.7
ON	5	4-May-88	8	27	2.04	0.42	1.22	0.7	0.7
ON	5	19-May-88	11	27	0.21	0.42	0.86	0.8	0.8
ON	5	26-May-88	16	24	1.22	0.41	6.01	0.7	0.7
ON	5	14-Jun-88	16	28	0.27	0.71	1.86	0.8	0.8
ON	5	28-Jun-88	16	30	0.65	0.72	2.15	0.8	0.8
ON	5	11-Jul-88	18	30	0.55	1.02	2.22	0.8	0.8
ON	5	10-Aug-88	22	30	0.57	1.00	2.12	0.8	0.8
ON	5	22-Aug-88	20	27	0.56	1.32	2.63	0.6	0.6
ON	5	29-Aug-88	20	27	0.47	1.24	15.82	0.7	0.7
ON	5	7-Sep-88	17	27	0.80	1.08	0.95	0.8	0.8
ON	5	3-Oct-88	16	26	0.53	0.63	1.74	0.6	0.6
ON	5	17-Oct-88	11	25	0.50	0.40	1.22	0.5	0.5
ON	5	27-Oct-88	16	30	0.88	1.03	1.27	0.8	0.8
ON	5	31-Oct-88	6	29	1.82	0.68	1.25	0.5	0.5
ON	5	23-Nov-88	7	30	4.54	1.14	0.54	.	.
ON	5	12-Dec-88	-2	28	3.85	0.64	0.67	.	.
ON	5	16-Jan-89	3	28	3.02	0.43	0.42	.	.
ON	5	16-Jan-89	3	28	3.02	0.43	0.42	.	.
ON	5	22-May-89	.	26	1.08	0.25	2.56	.	.
ON	5	5-Jun-89	16	27	0.74	0.31	1.90	0.8	0.8
ON	5	13-Jun-89	16	26	2.74	1.03	2.40	0.7	0.7
ON	5	19-Jun-89	18	26	0.24	0.31	1.97	0.7	0.7
ON	5	18-Jul-89	18	26	0.55	0.76	1.18	0.9	0.9
ON	5	1-Aug-89	21	26	0.20	0.88	2.02	0.7	0.7
ON	5	7-Aug-89	23	25	0.28	0.95	3.13	0.7	0.7
ON	5	21-Aug-89	20	26	0.14	0.77	.	0.7	0.7
ON	5	28-Aug-89	19	30	0.07	0.32	.	0.9	0.9
ON	5	30-Aug-89	21	.	.	.	1.49	.	.
ON	5	12-Sep-89	13	26	0.16	0.28	3.41	0.9	0.9
ON	5	25-Sep-89	12	26	0.72	0.67	3.54	0.7	0.7
ON	5	9-Oct-89	8	27	0.22	0.33	2.52	0.6	0.6
ON	5	23-Oct-89	10	24	1.95	0.78	3.35	0.7	0.7
ON	5	14-Nov-89	.	26	0.36	0.26	9.54	0.8	0.8
ON	5	24-May-90	10	32	0.65	0.23	0.98	1.0	1.0
ON	5	5-Jun-90	15	26	0.30	0.03	1.03	0.6	0.6
ON	5	20-Jun-90	20	26	0.52	0.02	2.81	0.7	0.7
ON	5	11-Jul-90	20	30	0.16	0.41	1.33	0.7	0.7
ON	5	19-Jul-90	21	30	0.17	0.32	1.28	0.7	0.7
ON	5	3-Aug-90	24	27	0.53	0.60	1.91	0.6	0.6
ON	5	15-Aug-90	21	25	0.63	1.07	1.60	0.7	0.7
ON	5	29-Aug-90	21	26	0.42	0.48	1.59	0.8	0.8

POTTER POND WATER CHEMISTRY DATA 1985-1994

SITE	STATION	DATE	TEMP (°C)	SALT (ppt)	N (μM/l)	P (μM/l)	CHLA (μg/l)	SECCHI (m)	DEPTH (m)
ON	5	12-Sep-90	20	28	0.57	0.22	2.56	0.7	0.7
ON	5	26-Sep-90	16	27	0.17	0.07	1.60	0.6	0.6
ON	5	10-Oct-90	18	30	0.32	0.13	2.12	0.7	0.7
ON	5	24-Oct-90	15	29	0.92	0.50	2.98	1.0	1.0
ON	5	13-Jun-91	16	17	0.43	0.37	2.10	.	0.8
ON	5	26-Jun-91	19	22	0.62	0.82	0.46	.	0.8
ON	5	10-Jul-91	19	20	0.60	1.00	0.59	.	.
ON	5	20-Jul-91	23	20	0.78	1.08	0.97	.	0.7
ON	5	7-Aug-91	20	24	0.28	0.51	1.23	.	0.8
ON	5	4-Sep-91	19	28	0.32	0.32	0.95	.	0.8
ON	5	18-Sep-91	20	23	0.80	0.16	4.27	.	.
ON	5	2-Oct-91	15	27	1.15	0.19	1.83	.	.
ON	5	18-Oct-91	15	27	0.96	0.23	1.87	.	.
ON	5	10-Jun-92	16	26	0.25	0.18	1.70	0.8	0.8
ON	5	25-Jun-92	18	27	0.71	0.44	1.29	0.7	0.7
ON	5	13-Jul-92	19	29	0.82	0.69	0.69	0.9	0.9
ON	5	22-Jul-92	21	26	0.65	0.70	0.62	0.7	0.7
ON	5	5-Aug-92	21	26	0.46	0.87	2.15	0.7	0.7
ON	5	19-Aug-92	19	25	2.77	1.05	1.15	0.8	0.8
ON	5	16-Sep-92	19	27	0.16	0.42	1.22	0.7	0.7
ON	5	30-Sep-92	14	22	0.16	0.54	0.80	0.7	0.7
ON	5	29-Oct-92	11	30	0.31	0.47	1.29	0.9	0.9
ON	5	26-May-93	14	27	1.70	0.20	5.16	0.55	0.55
ON	5	2-Jun-93	13	28	1.73	0.52	1.45	0.9	0.9
ON	5	16-Jun-93	18	30	1.18	0.68	.	0.7	0.7
ON	5	30-Jun-93	.	28	2.45	0.96	.	.	.
ON	5	14-Jul-93	22	23	1.87	1.89	1.09	0.6	0.6
ON	5	28-Jul-93	19.5	26	2.37	2.07	1.34	0.8	0.8
ON	5	11-Aug-93	20	26	2.35	1.78	0.15	0.6	0.6
ON	5	25-Aug-93	21	28	2.26	2.37	0.07	0.8	0.8
ON	5	8-Sep-93	.	26	3.05	1.87	.	.	.
ON	5	22-Sep-93	.	28	2.50	2.49	.	.	.
.	5	17-Jun-94	24	30	0.34	0.27	1.1	0.8	0.8
.	5	28-Jun-94	25	32	0.26	0.65	1.11	0.8	0.8
.	5	16-Jul-94	24	29	0.15	0.71	1.63	1	1
.	5	26-Jul-94	26	29	0.09	0.86	1.23	1.25	1.25
.	5	12-Aug-94	21	29	0.16	0.82	2.22	0.65	0.65
.	5	24-Aug-94	21	29	0.04	0.57	2.75	1	1
.	5	8-Sep-94	20	30	0.08	0.31	2.32	0.8	0.8
.	5	19-Sep-94	20	32	0.07	0.52	4.33	1.1	1.1
.	5	3-Oct-94	16	32	0.14	0.76	1.95	0.9	0.9
ON	6	27-Jul-85	23	.	.	.	21.76	.	.

POTTER POND WATER CHEMISTRY DATA 1985-1994

SITE	STATION	DATE	TEMP (°C)	SALT (ppt)	N ( $\mu\text{M/l}$ )	P ( $\mu\text{M/l}$ )	CHLA ( $\mu\text{g/l}$ )	SECCHI (m)	DEPTH (m)
ON	6	3-Aug-85	23	.	.	.	.	.	.
ON	6	10-Aug-85	25	.	.	.	11.22	.	.
ON	6	18-Aug-85	24	.	.	.	.	.	.
ON	6	24-Aug-85	20	28	4.14	0.26	10.27	.	.
ON	6	31-Aug-85	18	.	.	.	.	.	.
ON	6	7-Sep-85	20	24	12.88	0.20	14.38	.	.
ON	6	14-Sep-85	15	.	.	.	.	.	.
ON	6	21-Sep-85	19	25	10.59	0.15	7.45	.	.
ON	6	5-Oct-85	17	.	.	.	.	.	.
ON	6	14-Oct-85	13	27	9.62	0.47	14.17	.	.
ON	6	19-Oct-85	14	.	.	.	.	.	.
ON	6	26-Oct-85	11	28	6.46	0.20	14.58	.	.
ON	6	3-Nov-85	.	29	5.17	1.06	11.25	.	.
ON	6	16-Nov-85	5	28	2.25	0.17	15.44	.	.
ON	6	30-Nov-85	5	27	11.82	0.30	1.10	.	.
ON	6	5-May-86	14	26	12.31	0.90	2.84	.	.
ON	6	13-May-86	13	30	0.58	0.30	7.69	.	.
ON	6	26-May-86	17	.	.	.	.	.	.
ON	6	10-Jun-86	21	26	3.55	0.43	25.02	.	.
ON	6	21-Jun-86	20	26	2.08	0.29	27.72	.	.
ON	6	1-Jul-86	25	26	0.86	0.36	20.44	.	.
ON	6	19-Jul-86	22	20	0.33	0.15	62.02	.	.
ON	6	29-Jul-86	24	26	0.30	0.24	10.81	.	.
ON	6	11-Aug-86	24	24	0.31	0.85	124.52	.	.
ON	6	25-Aug-86	18	25	0.27	2.36	16.77	.	.
ON	6	12-Sep-86	19	25	0.52	0.26	88.09	.	.
ON	6	18-Sep-86	.	.	.	.	52.10	.	.
ON	6	29-Sep-86	18	25	2.29	0.36	46.66	.	.
ON	6	9-Oct-86	16	27	1.45	0.30	.	.	.
ON	6	20-Oct-86	11	28	1.51	0.37	16.52	.	.
ON	6	8-May-87	13	24	13.30	0.43	12.29	1.0	1.0
ON	6	23-May-87	16	22	11.39	0.23	13.28	0.6	1.3
ON	6	2-Jun-87	22	26	0.45	0.32	13.88	0.6	1.3
ON	6	24-Jun-87	19	26	5.45	0.51	0.49	1.1	1.5
ON	6	29-Jun-87	20	25	7.25	0.70	2.57	0.9	1.3
ON	6	13-Jul-87	22	26	2.11	0.94	13.88	0.7	1.3
ON	6	28-Jul-87	24	26	0.07	0.49	10.70	0.6	1.2
ON	6	11-Aug-87	21	28	1.76	0.75	8.58	1.0	1.3
ON	6	25-Aug-87	19	28	1.19	0.72	14.29	0.8	1.2
ON	6	11-Sep-87	21	27	0.46	0.63	6.19	1.1	1.1
ON	6	23-Sep-87	18	26	6.77	0.60	2.73	1.2	1.3
ON	6	6-Oct-87	15	27	3.75	0.43	2.50	1.3	1.3
ON	6	20-Oct-87	14	27	5.08	0.43	1.71	1.3	1.3

POTTER POND WATER CHEMISTRY DATA 1985-1994

SITE	STATION	DATE	TEMP (°C)	SALT (ppt)	N (μM/l)	P (μM/l)	CHLA (μg/l)	SECCHI (m)	DEPTH (m)
ON	6	18-May-88	18	28	2.28	0.53	13.05	0.5	1.6
ON	6	19-Jun-88	22	28	0.76	0.56	10.83	0.5	1.7
ON	6	29-Jun-88	20	28	1.18	0.52	7.42	0.7	1.8
ON	6	31-Jul-88	25	28	2.95	0.59	15.82	0.8	1.8
ON	6	13-Aug-88	25	28	1.36	0.46	6.64	1.0	1.8
ON	6	23-Aug-88	20	28	1.47	0.45	12.14	0.8	1.8
ON	6	27-Sep-88	17	28	2.28	0.43	2.92	1.4	1.9
ON	6	6-Oct-88	14	29	2.91	0.77	0.51	1.7	1.9
ON	6	21-Oct-88	11	29	2.93	0.59	1.82	1.6	1.6
ON	6	22-May-89		24	7.74	1.48	0.59	0.8	1.3
ON	6	7-Jun-89	20	28	0.27	0.58	9.10	0.6	1.2
ON	6	13-Jun-89	19	25	0.73	0.87	10.83	1.1	1.1
ON	6	19-Jun-89	22	24	0.11	0.94	8.92	0.6	1.3
ON	6	17-Jul-89	20	26	1.73	1.30	8.19	0.7	1.5
ON	6	31-Jul-89	24	26	0.50	1.06	2.19	1.4	1.4
ON	6	9-Aug-89	23	25	0.53	0.76	4.87	1.2	1.2
ON	6	28-Aug-89	21	26	0.51	0.15	1.15	1.4	1.4
ON	6	12-Sep-89	24	28	0.46	0.06	1.36	1.3	1.3
ON	6	25-Sep-89	16	27	0.64	0.43	1.66	1.2	1.2
ON	6	11-Oct-89	12	27	3.83	0.17	3.03	1.1	1.1
ON	6	24-Oct-89	13	25	7.96	0.72	1.63	1.1	1.1
ON	6	6-Nov-89	.	.	.	.	3.12	.	.
ON	6	10-Jul-91	.	26	1.43	1.43	.	.	.
ON	6	24-Jul-91	25	25	1.48	1.05	18.28	.	1.4
ON	6	7-Aug-91	23	30	0.77	0.35	1.54	.	1.2
ON	6	4-Sep-91	20	31	0.31	0.31	2.30	.	.
ON	6	16-Oct-91	15	26	3.46	0.25	3.31	.	1.4
ON	6	1-Nov-91	8	28	2.79	0.17	0.70	1.1	1.7
ON	6	11-Jun-92	20	27	0.98	0.18	3.64	1.0	1.4
ON	6	24-Jun-92	19	28	2.01	1.48	4.06	1.3	1.3
ON	6	13-Jul-92	23	27	0.98	0.78	4.58	1.3	1.5
ON	6	22-Jul-92	24	27	1.09	1.16	7.52	1.1	1.2
ON	6	5-Aug-92	21	27	0.74	0.77	6.62	0.9	1.2
ON	6	19-Aug-92	19	23	3.07	0.83	7.55	0.9	1.2
ON	6	4-Sep-92	18	27	0.60	0.61	1.76	1.2	1.2
ON	6	1-Oct-92	12	26	0.43	0.30	1.73	1.1	1.1
ON	6	14-Oct-92	13	29	2.02	0.03	3.75	1.4	1.4
ON	6	28-Oct-92	9	30	1.74	0.02	23.27	.	.
ON	6	26-May-93	18	27	2.28	0.48	4.76	.	.
ON	6	2-Jun-93	18	28	4.38	0.30	2.34	.	.
ON	6	16-Jun-93	17	27	2.94	0.87	2.22	.	.
ON	6	30-Jun-93	22	29	0.81	0.43	3.42	.	.
ON	6	14-Jul-93	24	26	1.91	2.31	6.35	.	.

POTTER POND WATER CHEMISTRY DATA 1985-1994

SITE	STATION	DATE	TEMP (°C)	SALT (ppt)	N (μM/l)	P (μM/l)	CHLA (μg/l)	SECCHI (m)	DEPTH (m)
ON	6	28-Jul-93	21	24	4.65	1.32	6.17	.	.
ON	6	11-Aug-93	24	27	1.49	1.06	0.6	1.1	1.1
ON	6	25-Aug-93	22	26	3.66	1.39	3.31	1.2	1.2
ON	6	8-Sep-93	.	28	2.28	1.07	1.23	.	.
ON	6	22-Sep-93	.	28	2.78	0.79	1.08	.	.
ON	7	29-Jul-85	24	.	.	.	14.18	.	.
ON	7	2-Aug-85	23	.	.	.	.	.	.
ON	7	9-Aug-85	26	.	.	.	13.18	.	.
ON	7	16-Aug-85	27	.	.	.	.	.	.
ON	7	23-Aug-85	25	.	.	.	11.10	.	.
ON	7	30-Aug-85	23	.	.	.	.	.	.
ON	7	6-Sep-85	22	28	0.11	0.75	13.76	.	.
ON	7	14-Sep-85	20	.	.	.	.	.	.
ON	7	20-Sep-85	19	.	.	.	39.02	.	.
ON	7	4-Oct-85	19	.	.	.	.	.	.
ON	7	11-Oct-85	18	30	0.20	0.71	11.13	.	.
ON	7	18-Oct-85	17	.	.	.	.	.	.
ON	7	25-Oct-85	15	28	1.44	1.61	5.01	.	.
ON	7	22-Nov-85	9	27	2.63	0.53	0.23	.	.
ON	7	6-Sep-86	22	25	0.92	0.59	.	.	.
ON	7	19-Sep-86	21	25	0.16	0.45	20.44	.	.
ON	7	26-Sep-86	20	25	0.41	0.57	.	.	.
ON	7	6-Oct-86	17	26	0.42	0.57	.	.	.
ON	7	29-Jul-87	22	27	0.07	1.00	5.94	0.9	1.3
ON	7	10-Aug-87	23	26	0.23	1.26	9.05	0.9	1.8
ON	7	23-Aug-87	21	27	0.38	1.65	5.95	1.0	1.4
ON	7	9-Sep-87	23	22	0.41	0.81	3.09	0.9	1.7
ON	7	21-Sep-87	18	26	0.41	1.38	8.09	0.8	1.4
ON	7	5-Oct-87	15	26	0.50	0.75	3.81	1.2	1.2
ON	7	19-Oct-87	14	26	0.44	0.63	2.38	0.9	1.3
ON	7	12-May-88	16	22	0.90	0.85	2.47	1.4	1.4
ON	7	20-May-88	14	26	0.87	0.66	6.02	0.8	1.6
ON	7	27-May-88	19	24	0.54	0.66	5.32	0.6	1.3
ON	7	15-Jun-88	21	25	0.46	0.45	2.42	1.0	1.4
ON	7	27-Jun-88	20	28	0.42	0.50	5.23	0.9	1.5
ON	7	11-Jul-88	23	24	0.32	0.45	5.28	0.7	1.5
ON	7	25-Jul-88	22	23	0.73	0.62	10.55	0.6	1.5
ON	7	8-Aug-88	27	25	0.36	2.23	49.11	0.6	1.5
ON	7	23-Aug-88	22	26	0.33	1.38	3.90	0.9	1.7
ON	7	5-Sep-88	22	27	0.56	0.73	3.54	0.9	1.8
ON	7	26-Sep-88	18	28	0.47	0.54	2.10	1.3	1.5
ON	7	6-Oct-88	16	29	0.79	0.79	3.65	1.6	1.6

POTTER POND WATER CHEMISTRY DATA 1985-1994

SITE	STATION	DATE	TEMP (°C)	SALT (ppt)	N (μM/l)	P (μM/l)	CHLA (μg/l)	SECCHI (m)	DEPTH (m)
ON	7	17-Oct-88	13	28	0.35	0.45	1.04	1.3	1.3
ON	7	28-Oct-88	9	28	0.84	0.48	2.75	1.4	1.4
ON	7	1-Aug-89	24	28	0.65	1.63	2.69	1.3	1.6
ON	7	9-Aug-89	23	28	0.42	1.74	2.79	1.5	1.5
ON	7	30-Aug-89	22	25	1.25	0.73	6.33	1.1	1.7
ON	7	11-Sep-89	24	28	1.41	0.92	9.33	1.3	1.7
ON	7	25-Sep-89	18	27	1.74	0.57	1.43	1.3	1.3
ON	7	10-Oct-89	14	28	0.29	0.52	1.58	1.4	1.4
ON	7	23-Oct-89	11	27	1.60	0.43	2.78	1.4	1.4
ON	7	6-Nov-89	11	26	3.90	0.55	3.35	1.5	1.5
ON	7	23-May-90	13	30	0.49	0.02	4.40	0.9	1.8
ON	7	5-Jun-90	18	28	0.07	0.02	1.76	1.0	1.4
ON	7	20-Jun-90	20	23	2.78	0.17	1.89	0.8	1.6
ON	7	11-Jul-90	24	27	0.50	0.50	1.34	1.1	1.4
ON	7	18-Jul-90	24	26	0.86	1.02	1.56	1.0	1.4
ON	7	1-Aug-90	24	25	1.68	0.55	3.45	0.9	1.5
ON	7	15-Aug-90	25	25	0.44	1.04	19.94	0.5	1.4
ON	7	29-Aug-90	23	27	1.30	0.22	3.66	1.0	1.5
ON	7	12-Sep-90	22	26	0.59	0.22	3.10	1.0	1.4
ON	7	10-Oct-90	18	24	0.99	0.07	1.01	1.4	1.4
ON	7	25-Oct-90	16	28	0.72	0.10	8.95	0.9	1.7
ON	7	11-Jun-91	22	20	0.18	0.48	1.56	.	1.6
ON	7	24-Jun-91	25	28	0.92	0.59	1.17	.	2.3
ON	7	10-Jul-91	25	20	0.33	0.80	1.91	.	.
ON	7	26-Jul-91	23	20	0.77	1.99	4.58	.	0.7
ON	7	10-Aug-91	25	27	0.80	0.76	2.30	.	.
ON	7	26-Aug-91	23	28	0.42	0.27	1.76	.	.
ON	7	7-Sep-91	23	27	0.45	0.28	3.96	.	1.6
ON	7	18-Sep-91	.	24	0.49	0.05	2.58	.	2.0
ON	7	5-Oct-91	19	26	0.52	0.10	3.75	.	2.2
ON	7	19-Oct-91	18	26	0.87	0.06	2.68	.	2.5
ON	7	26-May-93	16	26	0.22	0.21	3.7	1.8	2
ON	7	2-Jun-93	15	26	1.44	0.18	1.7	1.9	2.3
ON	7	16-Jun-93	21	25	1.14	0.55	.	1.9	2.1
ON	7	30-Jun-93	20.5	25	1.54	0.33	.	2.2	2.3
ON	7	14-Jul-93	25	26	1.60	1.96	1.17	1.9	1.9
ON	7	28-Jul-93	20	24	3.67	3.02	2.55	2	2.7
ON	7	11-Aug-93	23	26	2.05	2.05	.	2.4	2.8
ON	7	25-Aug-93	22	26	2.18	2.14	41.49	1.5	2.7
ON	7	8-Sep-93	.	27	2.24	1.81	.	.	.
ON	7	22-Sep-93	.	28	2.52	1.42	.	.	.
.	7	17-Jun-94	22	26	1.20	0.19	0.73	2.2	4
.	7	28-Jun-94	21	25	1.38	0.11	1.71	2.4	2.7

POTTER POND WATER CHEMISTRY DATA 1985-1994

SITE	STATION	DATE	TEMP (°C)	SALT (ppt)	N (µM/l)	P (µM/l)	CHLA (µg/l)	SECCHI (m)	DEPTH (m)
.	7	16-Jul-94	24	28	0.45	0.41	0.95	2.5	3
.	7	26-Jul-94	24	26	0.53	0.63	2.17	1.9	2.6
.	7	12-Aug-94	23	29	1.17	1.13	1.95	2	2.8
.	7	24-Aug-94	21	29	0.93	0.23	1.35	2.4	3.4
.	7	8-Sep-94	18	30	0.72	0.55	1.98	2	2.5
.	7	19-Sep-94	18	30	0.62	0.09	1.37	3	3.5
ON	8	16-Jul-87	23	27	0.07	0.29	5.15	1.3	1.3
ON	8	25-Jul-87	24	.	0.31	0.31	3.17	1.1	1.1
ON	8	14-Aug-87	22	27	0.56	0.45	3.57	1.1	1.2
ON	8	25-Aug-87	18	27	1.14	0.39	2.85	0.9	1.0
ON	8	8-Sep-87	21	26	0.93	0.50	3.57	1.1	1.1
ON	8	21-Sep-87	15	25	1.65	0.42	1.42	0.6	0.6
ON	8	5-Oct-87	10	26	2.33	0.33	1.19	1.1	1.1
ON	8	19-Oct-87	13	26	2.24	0.27	2.26	1.3	1.3
ON	8	5-May-88	11	26	4.44	0.33	2.86	0.9	0.9
ON	8	18-May-88	17	26	0.23	0.26	17.10	1.0	1.1
ON	8	31-May-88	20	26	0.13	0.32	20.77	1.0	1.0
ON	8	13-Jun-88	21	28	0.56	0.51	16.61	1.0	1.1
ON	8	27-Jun-88	18	27	2.10	0.46	3.62	1.2	1.2
ON	8	13-Jul-88	23	28	1.44	0.59	1.58	1.2	1.2
ON	8	24-Jul-88	23	24	0.69	0.39	14.90	1.2	1.2
ON	8	8-Aug-88	28	28	0.39	0.80	1.99	1.2	1.2
ON	8	22-Aug-88	20	28	0.40	0.57	2.93	1.3	1.3
ON	8	7-Sep-88	17	28	0.56	0.40	8.46	1.3	1.3
ON	8	21-Sep-88	21	28	0.81	0.40	2.73	1.2	1.2
ON	8	3-Oct-88	18	28	1.05	0.44	1.76	1.1	1.1
ON	8	17-Oct-88	11	28	4.46	0.41	2.03	1.1	1.1
ON	8	31-Oct-88	8	28	4.37	0.39	3.39	1.0	1.0
ON	8	22-May-89	.	26	6.31	0.03	8.53		
ON	8	4-Jun-89	22	28	0.09	0.95	15.20	1.2	1.2
ON	8	19-Jun-89	22	25	1.23	0.32	7.40	1.1	1.1
ON	8	18-Jul-89	19	22	2.35	0.44	5.94	1.1	1.1
ON	8	31-Jul-89	23	26	0.14	0.23	2.83	1.1	1.1
ON	8	7-Aug-89	26	26	0.49	0.12	6.00	1.2	1.2
ON	8	28-Aug-89	20	27	0.51	0.02	0.83	1.2	1.2
ON	8	11-Sep-89	24	27	0.69	0.02	2.07	1.3	1.3
ON	8	27-Sep-89	14	26	1.04	0.02	0.67	0.9	0.9
ON	8	7-Oct-89	14	27	1.84	0.16	2.42	1.0	1.0
ON	8	21-Oct-89	11	27	2.15	0.05	1.37	1.0	1.0
ON	8	24-May-90	10	24	7.18	0.24	2.06	1.2	1.2
ON	8	5-Jun-90	16	28	0.81	0.03	7.32	1.0	1.0

POTTER POND WATER CHEMISTRY DATA 1985-1994

SITE	STATION	DATE	TEMP (°C)	SALT (ppt)	N ( $\mu$ M/l)	P ( $\mu$ M/l)	CHLA ( $\mu$ g/l)	SECCHI (m)	DEPTH (m)
ON	8	20-Jun-90	22	26	1.00	0.02	9.46	1.3	1.3
ON	8	10-Jul-90	23	27	0.18	0.02	6.53	1.0	1.0
ON	8	20-Jul-90	25	27	0.41	0.02	8.90	1.2	1.2
ON	8	30-Jul-90	23	21	0.37	0.36	26.42	0.8	1.1
ON	8	14-Aug-90	26	26	0.40	0.02	10.40	0.7	1.1
ON	8	28-Aug-90	24	29	0.22	0.05	4.13	1.1	1.1
ON	8	11-Sep-90	20	30	0.27	0.02	6.37	1.1	1.1
ON	8	25-Sep-90	15	30	0.24	0.02	4.91	1.0	1.0
ON	8	10-Oct-90	19	25	0.99	0.02	4.83	1.0	1.0
ON	8	22-Oct-90	13	28	.	0.02	2.40	1.1	1.1
ON	8	12-Jun-91	24	20	0.29	0.27	6.87	1.2	1.2
ON	8	26-Jun-91	24	30	1.26	0.11	3.63	1.0	1.0
ON	8	10-Jul-91	25	20	0.07	0.30	2.54	.	.
ON	8	24-Jul-91	26	21	0.51	0.34	2.12	.	1.0
ON	8	7-Aug-91	25	.	.	.	.	.	1.0
ON	8	23-Aug-91	24	26	2.92	0.07	5.50	.	1.1
ON	8	4-Sep-91	22	26	2.06	0.02	7.04	.	0.9
ON	8	14-Sep-91	19	27	2.88	0.02	4.76	.	.
ON	8	2-Oct-91	19	26	5.43	0.02	3.69	.	.
ON	8	19-Oct-91	15	26	7.04	0.02	0.61	.	1.2
ON	8	10-Jun-92	20	27	4.33	0.20	5.71	1.1	1.4
ON	8	24-Jun-92	19	28	3.86	0.16	9.17	1.0	1.2
ON	8	13-Jul-92	25	27	1.63	0.81	8.03	1.2	1.2
ON	8	22-Jul-92	25	28	0.07	0.19	2.69	1.2	1.2
ON	8	4-Aug-92	22	27	0.98	0.82	0.59	1.1	1.1
ON	8	19-Aug-92	21	24	2.42	0.60	4.12	1.2	1.2
ON	8	2-Sep-92	19	26	0.13	0.27	10.89	1.1	1.1
ON	8	16-Sep-92	23	26	0.07	0.27	17.10	0.9	0.9
ON	8	30-Sep-92	15	25	1.06	0.29	9.39	1.0	1.0
ON	8	14-Oct-92	15	29	0.94	0.03	14.42	.	1.4
ON	8	28-Oct-92	9	24	2.28	0.96	1.52	1.2	1.2
ON	8	26-May-93	21	27	2.46	0.29	2.47	1.1	1.1
ON	8	2-Jun-93	19	28	0.59	0.14	2.19	1.35	1.35
ON	8	16-Jun-93	23	29	1.50	0.34	0.94	1.2	1.2
ON	8	30-Jun-93	24	29	2.32	0.64	2.36	1.3	1.3
ON	8	14-Jul-93	27	28	1.25	1.25	1.06	1.2	1.2
ON	8	28-Jul-93	21	28	1.99	1.35	0.98	1.3	1.3
ON	8	11-Aug-93	25	28	1.01	0.97	2.58	1.15	1.15
ON	8	25-Aug-93	23	28	1.81	1.41	0.3	1.2	1.2
ON	8	8-Sep-93	.	28	3.03	1.66	0.62	.	.
ON	8	22-Sep-93	.	28	1.80	0.66	0.36	.	.